



# Summer I 2012

## Enrollment Report

Institutional Research, Planning, and Effectiveness

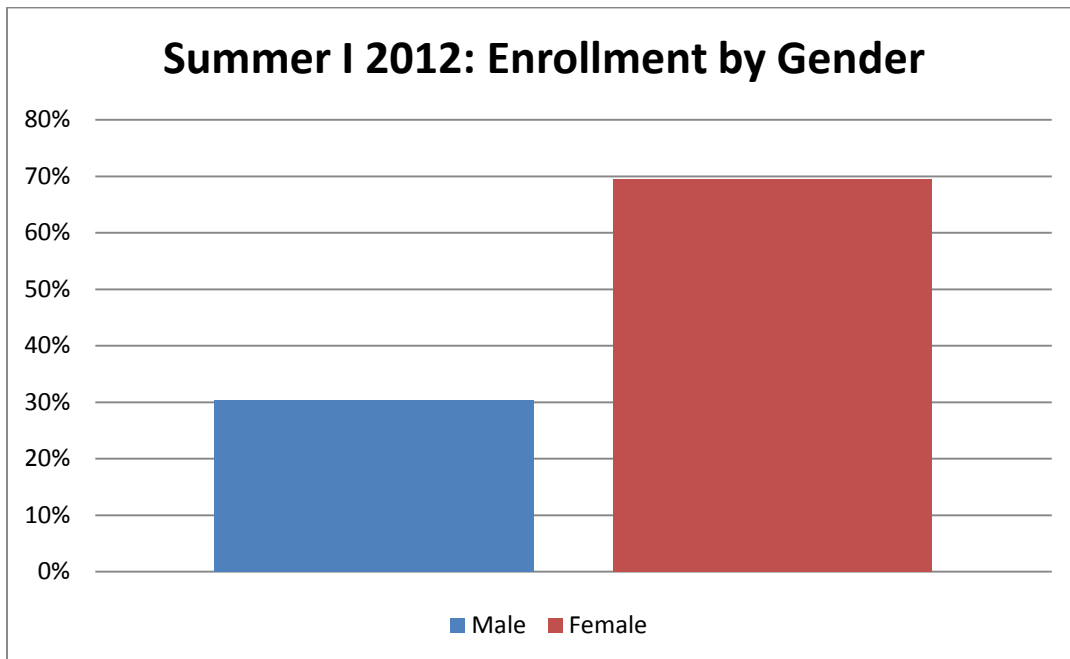
---

**Credit Enrollment: 3,573**

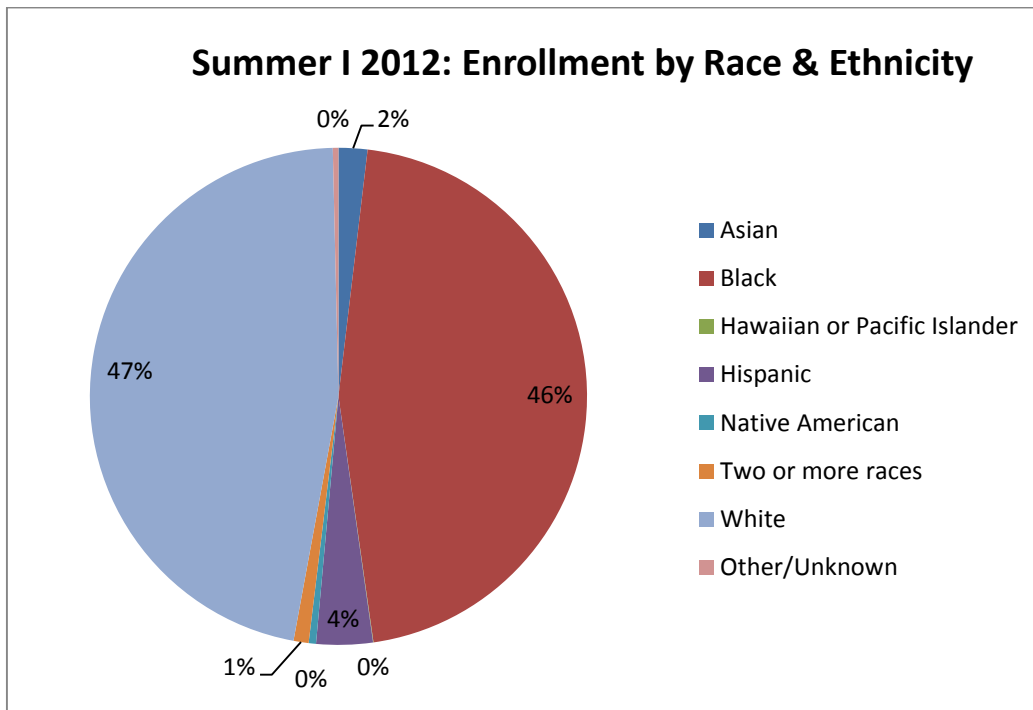
**Enrollment Decrease over Summer I 2012: -650 (15%)**

**Total Student Semester Credit Hours (SSCH): 17,195**

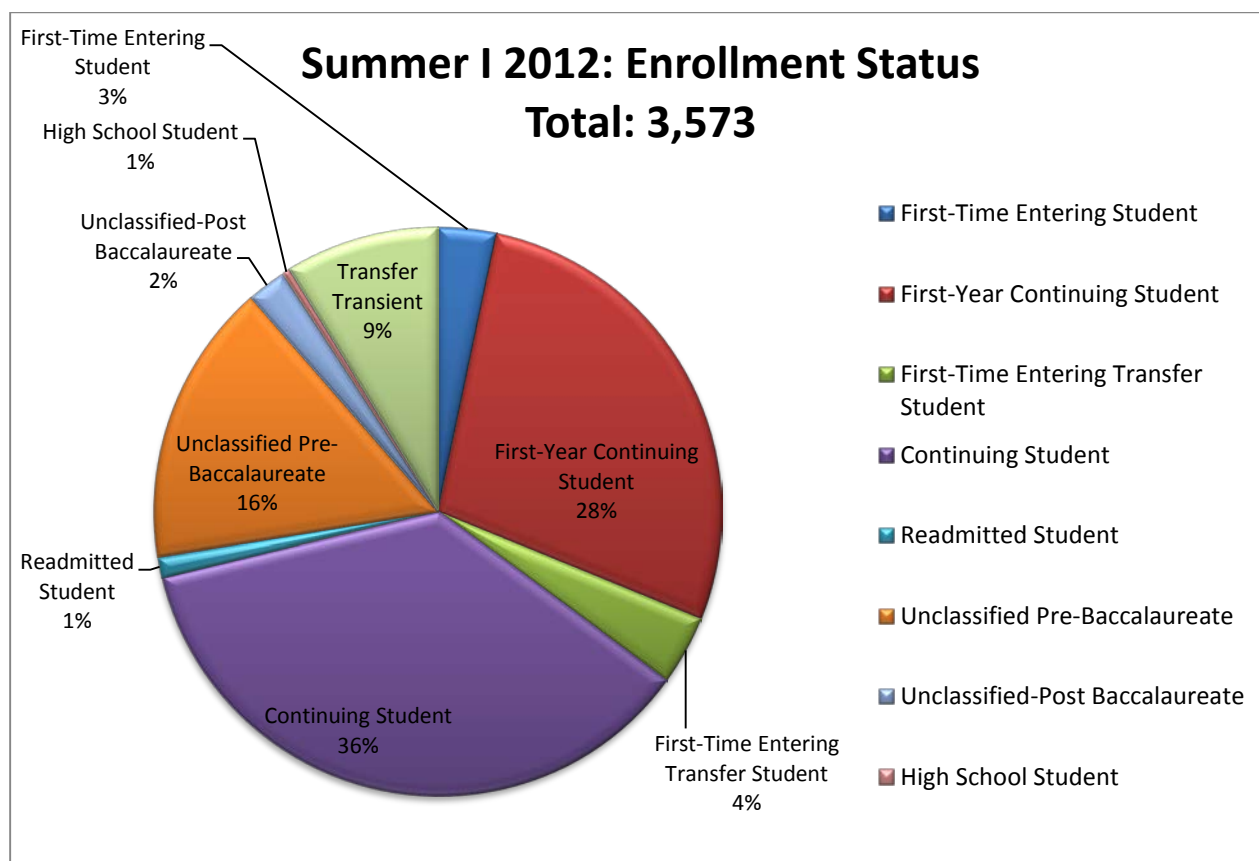
Summer I 2012: Gender		
Gender	Total	%
Male	1,086	30%
Female	2,487	70%



Summer I 2012: Enrollment by Race & Ethnicity		
Race/Ethnicity	Total	%
Asian	67	2%
Black	1,639	46%
Hawaiian or Pacific Islander	1	0%
Hispanic	131	4%
Native American	17	0%
Two or more races	35	1%
White	1,670	47%
Other/Unknown	13	0%
Total	3,573	100%



Summer I 2012: Enrollment Status				
Enroll Status	Male	Female	Total	%
First-Time Entering Student	56	62	118	3%
First-Year Continuing Student	314	681	995	28%
First-Time Entering Transfer Student	44	97	141	4%
Continuing Student	342	951	1,293	36%
Readmitted Student	14	28	42	1%
Unclassified Pre-Baccalaureate	185	391	576	16%
Unclassified-Post Baccalaureate	21	58	79	2%
High School Student	5	11	16	0%
Transfer Transient	105	208	313	9%
<b>Totals</b>	<b>1,086</b>	<b>2,487</b>	<b>3,573</b>	<b>100%</b>



<b>Summer I 2012: Enrollment by Location</b>			
Site Location	# of Sections	Duplicated Enrollment	Unduplicated Enrollment
Main Campus	99	1,592	1,204
Online	189	3,344	2,314
Little Rock South	25	279	232
Little Rock West	9	90	79
Baptist Health Schools-LR	5	42	40
Aerospace Technology Center	4	64	32
ACH	2	8	4
St. Vincent Infirmary	4	20	5
TOTAL	337	5,439	3,910